

Data Sheet

# Desuperheating valve Type **TEAT**

Used to inject refrigerant into the suction line of the refrigeration system



### Refrigerant injection into the suction line

TEAT valves are used to inject refrigerant into the suction line of the refrigeration system to reduce the high discharge temperatures that can occur when the system operates with highly superheated suction vapour.

This applies when, for example:

- A compressor runs either with low suction pressure or with high condensing temperature
- A compressor runs with both low suction pressure and high condensing temperature. This applies especially to systems with R 22
- A compressor receives highly superheated suction vapour
- A compressor runs with capacity regulation by hot gas bypass

### Two-stage refrigeration plant

TEAT valves are also used in two-stage refrigeration plant to control liquid injection into the intercooler. The bulb is installed on the discharge line from the highpressure compressor. The theoretically obtainable discharge temperature for given operating conditions can be found in the h, log p diagram for the refrigerant concerned.

### Temperature regulation of the medium

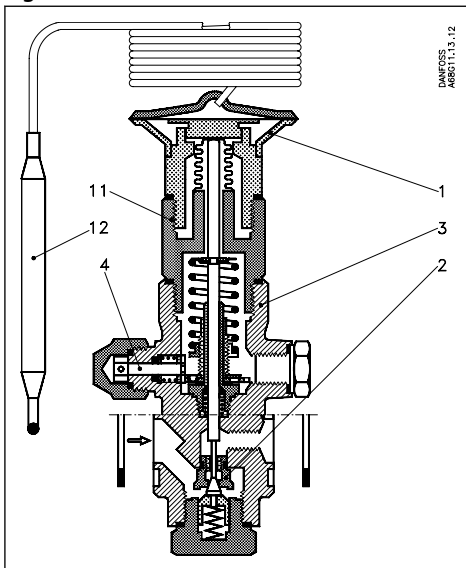
TEAT valves have a further application: the temperature regulation of the medium, e.g. the temperature of the oil in a screw compressor.

## Features

- Refrigerants Applicable to HCFC, non flammable HFC and R717 (Ammonia)
- Regulation ranges: See ordering table
- Classification: DNV, CRN, BV, EAC etc. To get an updated list of certification on the products please contact your local Danfoss Sales Company

**Functions**

Figure 1: TEAT



Temperature variations in the discharge pipe where the bulb is placed act on the thermal charge in the bulb (12). This changes the pressure in the thermostatic element (1) and thus gives modulating liquid injection.

If leakage in the thermostatic element does occur, it will not result in refrigerant loss.

The thermostatic element is screwed to the intermediate section (11) of the valve. A bellow on the intermediate section means that the suction pressure cannot influence the valve setting.

The movement of the setting spindle (4) is transferred through a gearwheel mechanism.

The orifice assembly (2) is identical to that of TEA thermostatic expansion valves.

**NOTE:**

The TEAT is not able to close completely tight, so a solenoid valve is needed to shut off liquid supply, when the system stops.

## Media

### **Refrigerants**

Applicable to HCFC, non flammable HFC and R717 (Ammonia).

### **New refrigerants**

Danfoss products are continually evaluated for use with new refrigerants depending on market requirements.

When a refrigerant is approved for use by Danfoss, it is added to the relevant portfolio, and the R number of the refrigerant (e.g. R513A) will be added to the technical data of the code number. Therefore, products for specific refrigerants are best checked at [store.danfoss.com/en/](https://store.danfoss.com/en/), or by contacting your local Danfoss representative.

**Product specifications**

**Pressure and temperature data**

Table 1: Pressure and temperature data

Description	Values
P band	20 °C
Capillary tube length	5 m
Max. bulb temperature	150 °C
Max. working pressure	PS = 20 bar
Max. test pressure	p' = 30 bar


**Design**

**Materials**

- Valve housing made of GGG40.3
- Gaskets are non asbestos

**Identification**

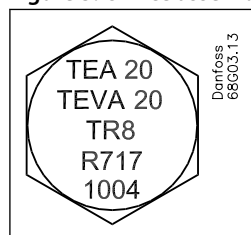
Figure 2: Element label



**The thermostatic element**

Has a label giving valve type, temperature range and max. test pressure.

Figure 3: Orifice assembly marking



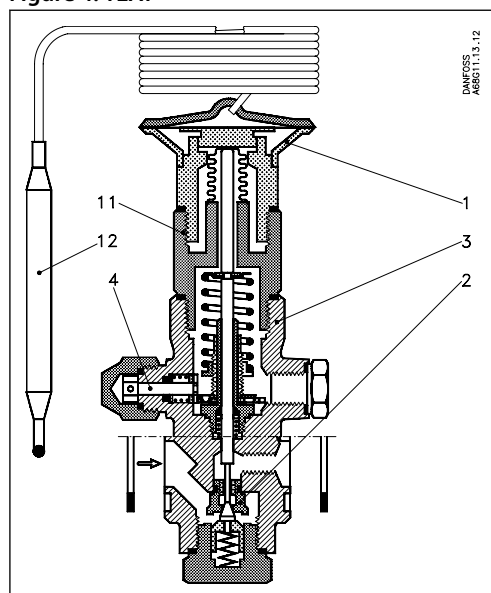
**The orifice assembly**

Is common to TEAT, TEA and TEVA. The rated capacity, e.g. 8 TR (= 28 kW) for the refrigerant ammonia is given on the orifice assembly.

The orifice assembly can be used for both ammonia and fluorinated refrigerants.

## Material specification

Figure 4: TEAT



1	Thermostatic element (diaphragm)
2	Orifice assembly
3	Valve body
4	Setting spindle
11	Intermediate section
12	Bulb

## Rated capacity in kW

Table 2: Rated capacity in kW

Type and rated capacity (TR)	Rated capacity in kW <sup>(1)</sup> at $\Delta p = 8$ bar					
	R717 (NH <sub>3</sub> )	R22	R134a	R404A	R12	R502
TEAT 20-1	3.3	0.8	0.7	0.6	0.5	0.6
TEAT 20-2	6.4	1.5	1.2	1.1	0.9	1.1
TEAT 20-3	9.7	2.3	1.7	1.6	1.3	1.6
TEAT 20-5	16	3.6	3	2.9	2.3	2.7
TEAT 20-8	25.6	6.2	4.6	4.4	3.5	4.4
TEAT 20-12	38.4	9.2	6.9	6.7	5.3	6.5
TEAT 20-20	64	15.4	13.1	12.6	10	10.8
TEAT 85-33	106	26	19.5	18.8	14.9	18
TEAT 85-55	173	42.4	31.8	30.6	24.3	27.4
TEAT 85-85	274	66.3	50.3	48.4	38.4	46.5

<sup>(1)</sup> Rated capacity is valve capacity at +5 °C evaporating temperature, and 4K subcooling of the liquid in front of the valve.

### NOTE:

Subcooling of the liquid in front of the valve is essential for the function of the valve. Lack of subcooling will lead to malfunction of the valve and increased wear on orifice.

## Extended capacities in kW

Table 3: Extended capacities in kW R717

Valve size	R717 <sup>(1)</sup>				
	Pressure drop across valve $\Delta p$ bar				
	4	6	8	11	15
20-1	2.3	2.8	3.3	3.6	4.7
20-2	4.8	5.7	6.4	7.2	7.9
20-3	7.2	8.5	9.7	10.8	11.7
20-5	12.1	14.2	16	18	19.8
20-8	18.6	22.1	25.6	28.5	31.4
20-12	29.1	33.7	38.4	43	47.1
20-20	47.7	57	64	72.1	79.1

## Desuperheating valve, Type TEAT

<b>R717<sup>(1)</sup></b>					
Valve size	Pressure drop across valve $\Delta p$ bar				
	4	6	8	11	15
85 - 33	80.2	94.2	106.4	118.6	130.3
85 - 55	136.1	157	176.8	197.7	215.2
85 - 85	203.5	239.6	274.5	302.4	334.9

<sup>(1)</sup> The rated capacity is valve capacity at +5 °C evaporating temperature, +32 °C condensing temperature and 4K subcooling of the liquid in front of the valve

Table 4: Extended capacities in kW R22

<b>R22<sup>(2)</sup></b>					
Valve size	Pressure drop across valve $\Delta p$ bar				
	4	6	8	11	15
20 - 1	0.6	0.7	0.8	0.9	1
20 - 2	1.2	1.4	1.5	1.7	1.9
20 - 3	1.7	2	2.3	2.6	2.9
20 - 5	2.7	3.1	3.6	4	4.8
70 - 8	4.4	5.2	6.2	6.9	7.6
20 - 12	7	8.1	9.2	10.4	11.3
20 - 20	11.5	13.7	15.4	17.2	18.8
85 - 33	19.3	22.4	25.6	28.5	31.4
85 - 55	32.6	37.8	42.4	47.7	52.3
85 - 85	48.8	58.2	66.3	72.1	81.4

<sup>(2)</sup> The rated capacity is valve capacity at +5 °C evaporating temperature, +32 °C condensing temperature and 4K subcooling of the liquid in front of the valve

## Dimensions and weights

Figure 5: Dimensions and weights

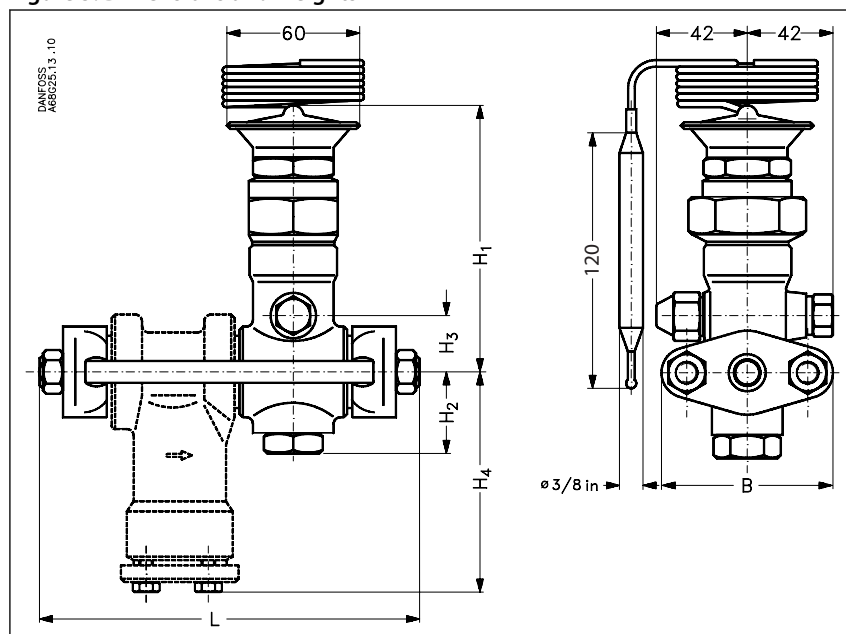


Table 5: Dimensions and weights

Type	H <sub>1</sub> [mm]	H <sub>2</sub> [mm]	H <sub>3</sub> [mm]	H <sub>4</sub> [mm]	L		B [mm]	Weight	
					Excl. strainer [mm]	Incl. strainer [mm]		Excl. strainer [kg]	Incl. strainer [kg]
TEAT 20	121.5	37	25	96	110	164	80	2.1	3
TEAT 85	131.5	37	35	106	125	199	95	3	4.5

## Ordering

Figure 6: TEAT

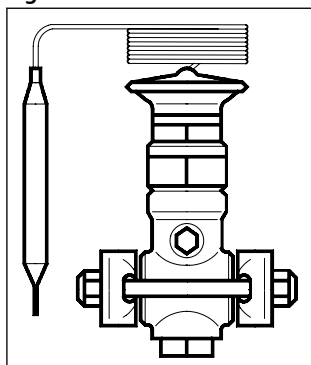


Table 6: Ordering

Type and rated capacity (TR)	Regulating range °C	Flange connection	Code no.		
			Assembled valve	Separate orifice assembly	Separate thermostatic element
TEAT 20-1	35 - 65	½ × ½	(1)	<b>068G2050</b>	<b>068G3262</b>
	55 - 95	½ × ½	(1)	<b>068G2050</b>	<b>068G3260</b>
	90 - 130	½ × ½	(1)	<b>068G2050</b>	<b>068G3261</b>
TEAT 20-2	35 - 65	½ × ½	<b>068G6125</b>	<b>068G2051</b>	<b>068G3262</b>
	55 - 95	½ × ½	<b>068G6062</b>	<b>068G2051</b>	<b>068G3260</b>
	90 - 130	½ × ½	<b>068G6065</b>	<b>068G2051</b>	<b>068G3261</b>
TEAT 20-3	35 - 65	½ × ½	(1)	<b>068G2052</b>	<b>068G3262</b>
	55 - 95	½ × ½	(1)	<b>068G2052</b>	<b>068G3260</b>
	90 - 130	½ × ½	(1)	<b>068G2052</b>	<b>068G3261</b>
TEAT 20-5	35 - 65	½ × ½	<b>068G6126</b>	<b>068G2053</b>	<b>068G3262</b>
	55 - 95	½ × ½	<b>068G6061</b>	<b>068G2053</b>	<b>068G3260</b>
	90 - 130	½ × ½	<b>068G6127</b>	<b>068G2053</b>	<b>068G3261</b>
TEAT 20-8	35 - 65	½ × ½	<b>068G6128</b>	<b>068G2054</b>	<b>068G3262</b>
	55 - 95	½ × ½	<b>068G6063</b>	<b>068G2054</b>	<b>068G3260</b>
	90 - 130	½ × ½	<b>068G6066</b>	<b>068G2054</b>	<b>068G3261</b>
TEAT 20-12	35 - 65	½ × ½	(1)	<b>068G2055</b>	<b>068G3262</b>
	55 - 95	½ × ½	(1)	<b>068G2055</b>	<b>068G3260</b>
	90 - 130	½ × ½	(1)	<b>068G2055</b>	<b>068G3261</b>
TEAT 20-20	35 - 65	½ × ½	<b>068G6068</b>	<b>068G2056</b>	<b>068G3262</b>
	55 - 95	½ × ½	<b>068G6064</b>	<b>068G2056</b>	<b>068G3260</b>
	90 - 130	½ × ½	<b>068G6067</b>	<b>068G2056</b>	<b>068G3261</b>
TEAT 85-33	35 - 65	¾ × ¾	<b>068G6129</b>	<b>068G2057</b>	<b>068G3262</b>
	55 - 95	¾ × ¾	<b>068G6070</b>	<b>068G2057</b>	<b>068G3260</b>
	90 - 130	¾ × ¾	<b>068G6072</b>	<b>068G2057</b>	<b>068G3261</b>
TEAT 85-55	35 - 65	¾ × ¾	<b>068G6130</b>	<b>068G2058</b>	<b>068G3262</b>
	55 - 95	¾ × ¾	<b>068G6073</b>	<b>068G2058</b>	<b>068G3260</b>
	90 - 130	¾ × ¾	<b>068G6131</b>	<b>068G2058</b>	<b>068G3261</b>
TEAT 85-85	35 - 65	¾ × ¾	<b>068G6069</b>	<b>068G2059</b>	<b>068G3262</b>
	55 - 95	¾ × ¾	<b>068G6071</b>	<b>068G2059</b>	<b>068G3260</b>
	90 - 130	¾ × ¾	<b>068G6132</b>	<b>068G2059</b>	<b>068G3261</b>

(1) This valve size must be ordered as a complete valve + a separate orifice assemble in the required size.

Example: TEAT 20-3 must be ordered as **068G6125 + 068G2052**.

The orifice in the complete TEAT 20-2 valve must then be changed with the separate orifice assemble.

### **i** NOTE:

#### **Separate filter with gaskets, staybolts and nuts**

for TEAT 20, code no. **006-0042** for TEAT 85, code no. **006-0048**. Stainless steel bulb pocket, gasket, and union nut, code no. **993N3615**, for screwing into G ½ socket welded to tube or tank.



## Certificates, declarations, and approvals

The list contains all certificates, declarations, and approvals for this product type. Individual code number may have some or all of these approvals, and certain local approvals may not appear on the list.

Some approvals may change over time. You can check the most current status at [danfoss.com](http://danfoss.com) or contact your local Danfoss representative if you have any questions.

**Table 7: Valid approvals**

Type	File name	Document type	Document topic	Approval authority
<b>TEAT</b>	EAC RU Д-ДК.БЛ08.В.00191_18	EAC Declaration	Machinery & Equipment	EAC RU
	MD 033F0691.AE	Manufacturers Declaration	RoHS	
	033F0686.AG	Manufacturers Declaration	PED	
	RMRS 19.10034.262	Marine - Safety Certificate		RMRS
<b>TEAT 20</b>	TSSA CRN.0C14029.523467890YTN	Pressure - Safety Certificate	CRN	TSSA
<b>TEAT 85</b>	TSSA CRN.0C14029.523467890YTN	Pressure - Safety Certificate	CRN	TSSA

## Online support

Danfoss offers a wide range of support along with our products, including digital product information, software, mobile apps, and expert guidance. See the possibilities below.

### The Danfoss Product Store



The Danfoss Product Store is your one-stop shop for everything product related—no matter where you are in the world or what area of the cooling industry you work in. Get quick access to essential information like product specs, code numbers, technical documentation, certifications, accessories, and more.

Start browsing at [store.danfoss.com](https://store.danfoss.com).

### Find technical documentation



Find the technical documentation you need to get your project up and running. Get direct access to our official collection of data sheets, certificates and declarations, manuals and guides, 3D models and drawings, case stories, brochures, and much more.

Start searching now at [www.danfoss.com/en/service-and-support/documentation](https://www.danfoss.com/en/service-and-support/documentation).

### Danfoss Learning



Danfoss Learning is a free online learning platform. It features courses and materials specifically designed to help engineers, installers, service technicians, and wholesalers better understand the products, applications, industry topics, and trends that will help you do your job better.

Create your Danfoss Learning account for free at [www.danfoss.com/en/service-and-support/learning](https://www.danfoss.com/en/service-and-support/learning).

### Get local information and support



Local Danfoss websites are the main sources for help and information about our company and products. Find product availability, get the latest regional news, or connect with a nearby expert—all in your own language.

Find your local Danfoss website here: [www.danfoss.com/en/choose-region](https://www.danfoss.com/en/choose-region).

### Spare Parts



Get access to the Danfoss spare parts and service kit catalog right from your smartphone. The app contains a wide range of components for air conditioning and refrigeration applications, such as valves, strainers, pressure switches, and sensors.

Download the Spare Parts app for free at [www.danfoss.com/en/service-and-support/downloads](https://www.danfoss.com/en/service-and-support/downloads).

### Coolselector®2 - find the best components for you HVAC/R system



Coolselector®2 makes it easy for engineers, consultants, and designers to find and order the best components for refrigeration and air conditioning systems. Run calculations based on your operating conditions and then choose the best setup for your system design.

Download Coolselector®2 for free at [coolselector.danfoss.com](https://coolselector.danfoss.com).

Danfoss can accept no responsibility for possible errors in catalogues, brochures and other printed material. Danfoss reserves the right to alter its products without notice. This also applies to products already on order provided that such alterations can be made without subsequential changes being necessary in specifications already agreed. All trademarks in this material are property of the respective companies. Danfoss and the Danfoss logotype are trademarks of Danfoss A/S. All rights reserved.